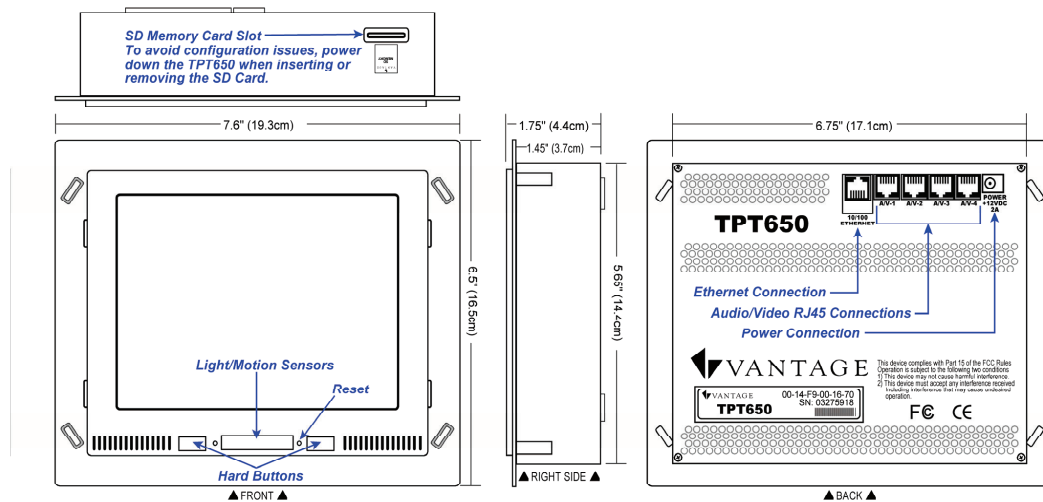


A TOUCH OF INFO

Product Information

TPT650 and accessories



TPT 650: LCD IN-WALL TOUCHSCREEN

a powerful and customizable interface control option for the Vantage InFusion system

FEATURES

- Colour VGA touchpanel with digital 640X480 wide viewing angle 6,5 " LCD
- Powerful Design Center Software
- Preprogrammed libraries and widgets - drag and drop programming
- Powered by Infusion Media
- Intel® X-Scale processor, a Linux® operating system, & connects to the InFusion system via the Vantage Ethernet Bus.
- Proximity detector
- 4 input sources for composite video and stereo audio
- SD Card expansion slot

BENEFITS

- A stylish and high quality display for enhanced control of all your home systems
- Provides customizable and personalized home control
- Quickly create complex and attractive touchscreen solutions
- Provides an easy solution for media management, bi-directional portal to iTunes™, Windows Media Player™ & Windows Media Center™.
- Ensure system reliability and an enhanced user experience
- Activates automatically the backlight
- Can display different types of composite video, like TV or security cameras.
- Unlimited graphics

▶▶ TPT650 Wiring and Accessories : see reverse side

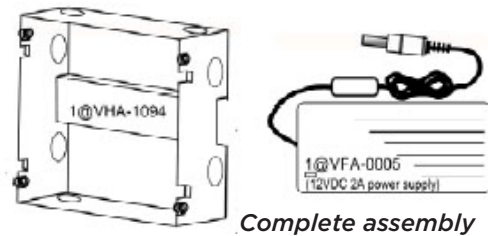
Accessories for TPT650

TPT 650 INSTALL KIT

Designed to **INSTALL** easily the TPT650 LCD Touchscreen into the wall

Install kit includes:

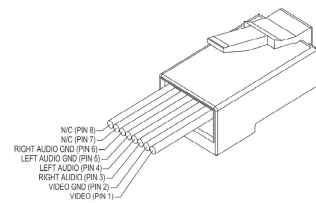
- ▶ an IN WALL MOUNT BOX
- ▶ an external 12 VDC power supply
- ▶ 1 conversion cable RCA to RJ45 (**optional partnumber VDA 0176**)
- ▶ An optional 24" telescoping bracket is available (**part number VHA-1113**)



TPT 650 WIRING

Seperate cabling

- ▶ Network cable with RJ45 connectors.
- ▶ 120-220VAC to power supply
- ▶ Each TPT650 may have up to 4 composite video and stereo audio cables



TPT 650 FACEPLATES OR BEZELS

The finishing touch

- ▶ Available faceplate colours: Pearl Black, Silver, Arctic White and Custom colour (e.g. adapted to the customers' interior)



Find out more installation information and tips & tricks on our website www.vantage-emea.com
At the section 'Product overview', simply click on one of the touchscreen interfaces or its accessory - Its Installation/Instruction/specification sheet is at your disposal to download